

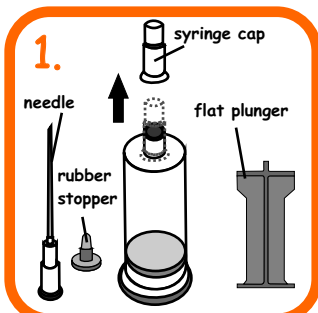
Refilling Instruction

saintink.com

not just ink but saintink

for **Canon** cartridges

BC03 , BX03 Black



Setup the "Injection Tube" by removing the syringe cap then attach the needle & plunger to the ink tube.



Place tip of "plunger" on metal ball and hammer the "plunger" to push the ball into cartridge.



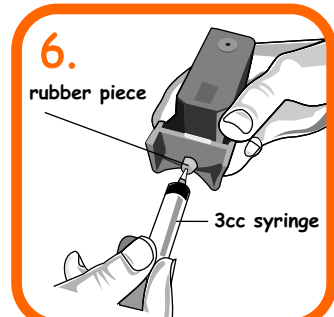
Install cartridge to holder.



Insert needle into hole (created in Step 2) and inject 20ml of ink into cartridge. Ensure cartridge is in upright position. Stop filling if ink drips at print head.



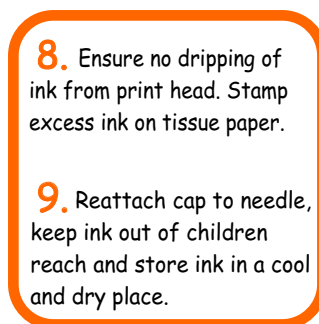
Seal hole with rubber stopper provided.



Insert the 3cc syringe to rubber piece at bottom of holder.



Pull the plunger backwards to remove 0.5ml ink from the cartridge.



8. Ensure no dripping of ink from print head. Stamp excess ink on tissue paper.

9. Reattach cap to needle, keep ink out of children reach and store ink in a cool and dry place.

