

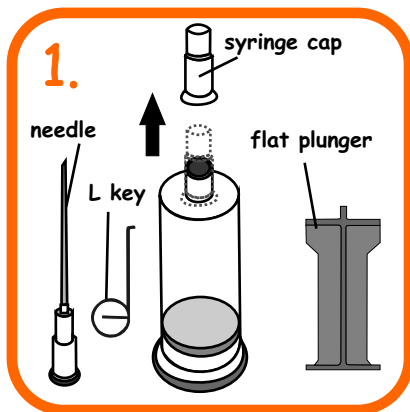
Refilling Instruction

saintink.com


not just ink but saintink

for **Canon** cartridges

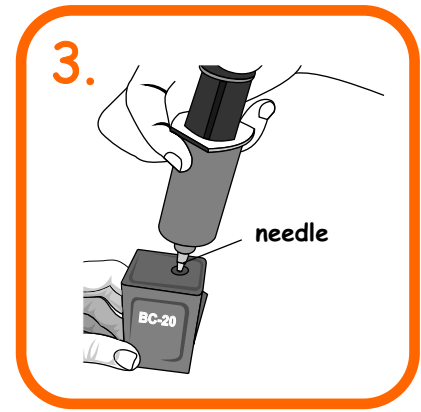
BC20 Black



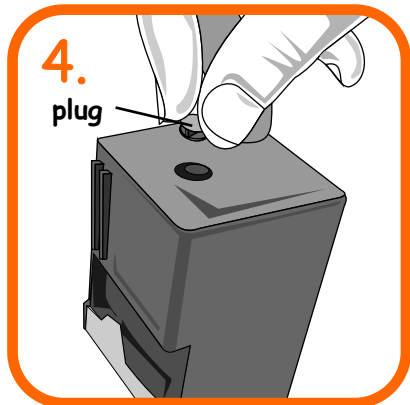
Setup the "Injection Tube" by removing the syringe cap then attach the needle & plunger to the ink tube.



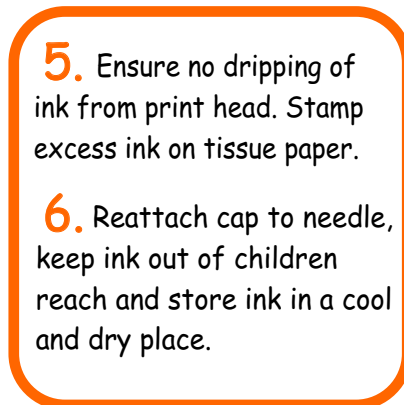
Remove the ventilation plug by fitting the L key into the small hole and gently pulling it out. Keep plug for later use.



Push the needle into the cartridge and pull out a little (2mm). Slowly press the plunger to inject 20ml of ink into the cartridge. Ensure cartridge is in upright position. Stop filling if ink drips at print head.



Insert plug to seal hole.



5. Ensure no dripping of ink from print head. Stamp excess ink on tissue paper.

6. Reattach cap to needle, keep ink out of children reach and store ink in a cool and dry place.

