

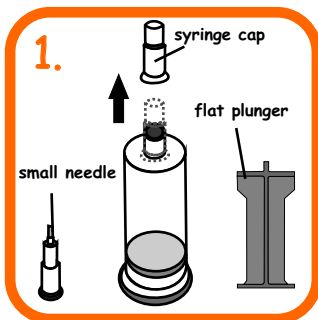
Refilling Instruction

saintink.com

not just ink but saintink

for HP cartridges

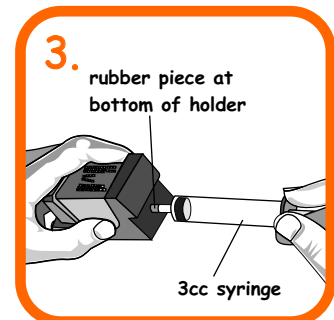
HP51626 , 51629 , C6614 Black



Setup the "Injection Tube" by removing the syringe cap then attach the small needle & plunger to the ink tube.



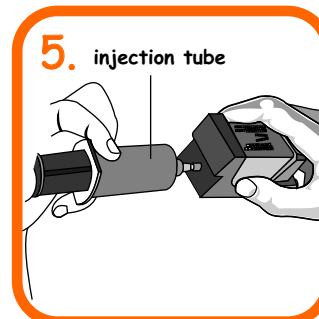
Install cartridge to holder.



Insert the 3cc syringe to rubber piece at bottom of holder.



Pull the plunger backwards to remove air from cartridge.



Set the "injection tube" to the rubber piece at the holder. Gently pump all the ink into the cartridge (20ml).



Fix the small needle to the 3cc syringe and pump 2cc air into the air vent hole. Remove cartridge from holder.

7. Install cartridge to printer and perform a nozzle check (run the head cleaning utility).

8. Reattach cap to needle, keep ink out of children reach and store ink in a cool and dry place.

