

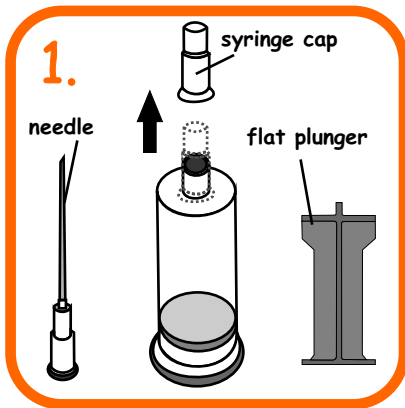
Refilling Instruction

saintink.com

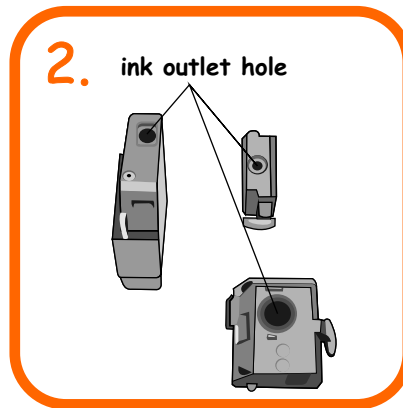
not just ink but saintink

for **Canon** cartridges

BC10/11/21/24 Black



1. Setup the "Injection Tube" by removing the syringe cap then attach the needle & plunger to the ink tube.



2. Place the cartridge with the ink outlet face up.



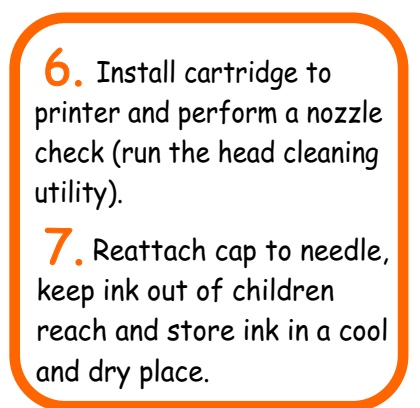
3. Gently drip ink onto the felt material (but do not poke into material) and allow ink to absorb into the cartridge.



Only fill the following amount.
BC10 or BC21/24 = 4ml
BC11 = 2ml



5. Place cartridge upright and observe for any dripping. Clear excess ink.



6. Install cartridge to printer and perform a nozzle check (run the head cleaning utility).

7. Reattach cap to needle, keep ink out of children reach and store ink in a cool and dry place.

