

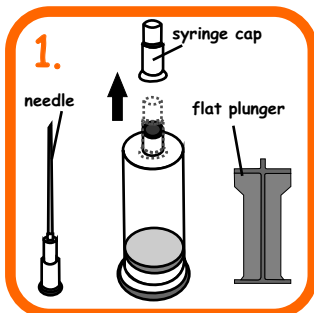
Refilling Instruction

saintink.com

not just ink but saintink

for **Lexmark** cartridges

12A1970 , 13400HC , 17G0050 Black



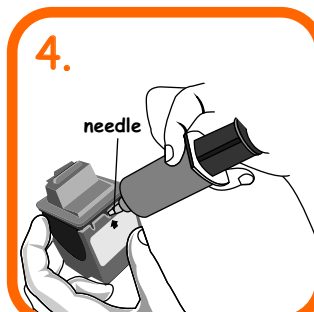
Setup the "Injection Tube" by removing the syringe cap then attach the needle & plunger to the ink tube.



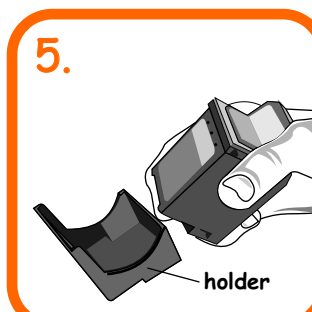
Install cartridge to holder.



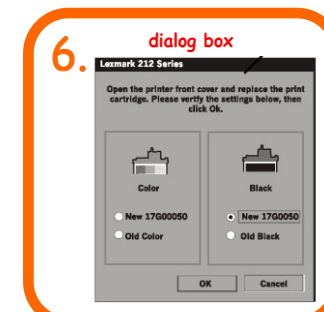
Drill a hole into cartridge with drill bit provided. Use the guides on the holder.



Push the needle into the cartridge and pull out a little (2mm). Slowly press the plunger to inject 20ml of ink into the cartridge. Ensure cartridge is in upright position. Stop filling if ink drips at print head.



Remove the holder.



Install cartridge to printer. Run the printer utilities and at dialog box, select "new cartridge."

7. Follow instruction on screen to complete installation of cartridge.

8. Reattach cap to needle, keep ink out of children reach and store ink in a cool and dry place.

